








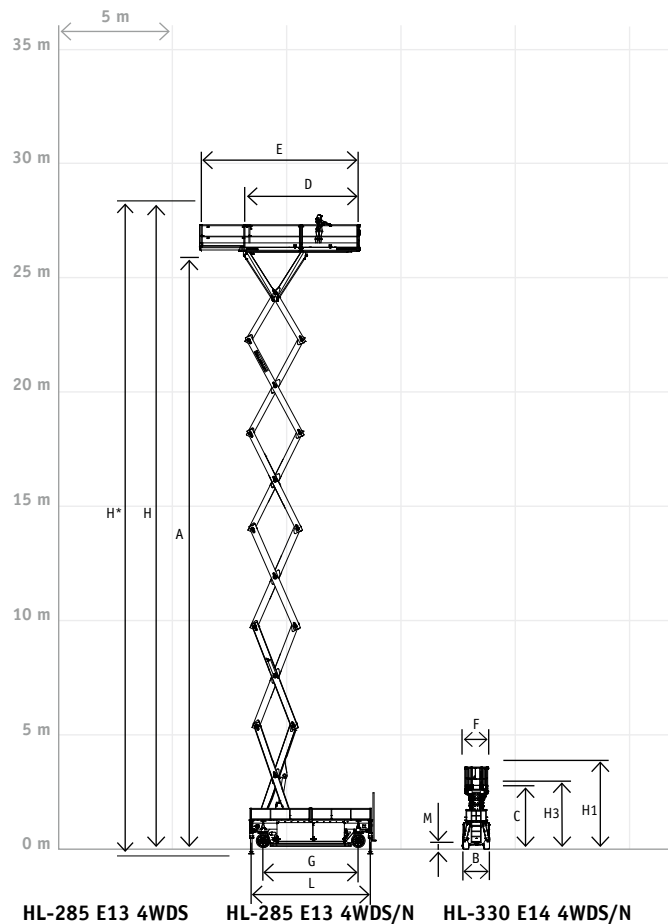


## KENMERKEN / FEATURES / MARKMALE

	HL-285 E13 4WDS	HL-285 E13 4WDS/N	HL-330 E14 4WDS/N
H (max.)	± 28,20 m	± 28,20 m	± 33,00 m
H* (max.)	± 28,25 m	± 28,25 m	± 33,05 m
A (max.)	± 26,20 m	± 26,20 m	± 31,00 m
C (min.)	± 2,95 m	± 2,95 m	± 3,11 m
DxF (min.)	5,21 x 1,30 m	5,21 x 1,30 m	6,40 x 1,20 m
ExF (max.)	7,41 x 1,30 m	7,41 x 1,30 m	8,40 x 1,20 m
H1	4,10 m	4,10 m	4,28 m
H3	3,21 m	3,21 m	3,20 m
LxB	5,60 x 1,32 m	5,60 x 1,32 m	6,60 x 1,40 m
G	4,19 m	4,19 m	4,99 m
M	175 mm	175 mm	210 mm
∅ D	± 3,45 m	± 3,60 m	± 4,04 m
 (max.)	750 kg (2 pers. + 590kg)	750 kg (2 pers. + 590kg)	600 kg (2 pers. + 440kg)
 (max.)	750 kg (2 pers. + 590kg)	750 kg (2 pers. + 590kg)	600 kg (2 pers. + 440kg)
 (sec.)	156/126 sec.	156/126 sec.	168/140 sec.
 (km/h)	2,3 km/h	2,3 km/h	2,8 km/h
 (km/h)	0,5 km/h	0,5 km/h	0,5 km/h
 (mm)	28 x 10 x 22	28 x 10 x 22	28 x 12 x 22
 (max.)	± 25%	± 25%	± 25%
 (Ah/k5/48 V)	1150 Ah/k5/48 V	1150 Ah/k5/48 V	840 Ah/k5/80 V
 (kg)	18.770 kg	19.370 kg	24.000 kg



HL-285 E13 4WDS HL-285 E13 4WDS/N HL-330 E14 4WDS/N

## NEDERLANDS

## ENGLISH

## DEUTSCH

## OPTIES

## OPTIONS

## OPTIONEN

Besturing met snelsluitstekker	Controlbox with quick disconnect	Plattformsteuerung mit Schnellstecker	<input checked="" type="checkbox"/>	<input checked="" type="checkbox"/>	<input checked="" type="checkbox"/>
Urenteller	Hourmeter	Stundenzähler	<input checked="" type="checkbox"/>	<input checked="" type="checkbox"/>	<input checked="" type="checkbox"/>
230V voorziening op platform	230V supply on platform	230V Versorgung an der Plattform	<input type="checkbox"/>	<input type="checkbox"/>	<input type="checkbox"/>
Omvormer 230V	Converter 230V	Umformer 230V	<input type="checkbox"/>	<input type="checkbox"/>	<input type="checkbox"/>
Rijden op volle hoogte	Driving at full height	Fahren in voller Höhe	<input checked="" type="checkbox"/>	<input checked="" type="checkbox"/>	<input checked="" type="checkbox"/>
Rijden, proportioneel	Driving, proportional	Fahren, proportional	<input checked="" type="checkbox"/>	<input checked="" type="checkbox"/>	<input checked="" type="checkbox"/>
Heffen, proportioneel	Lifting, proportional	Heben, proportional	<input checked="" type="checkbox"/>	<input checked="" type="checkbox"/>	<input checked="" type="checkbox"/>
Sperfunctie	Differential lock	Differentialsperre	<input checked="" type="checkbox"/>	<input checked="" type="checkbox"/>	<input checked="" type="checkbox"/>
Vierwiel aandrijving (4WD)	Fourwheel drive (4WD)	Allradantrieb (4WD)	<input checked="" type="checkbox"/>	<input checked="" type="checkbox"/>	<input checked="" type="checkbox"/>
Vierwielstuur (S)	Four wheel steering (S)	Allradlenkung (S)	<input checked="" type="checkbox"/>	<input checked="" type="checkbox"/>	<input checked="" type="checkbox"/>
Nivelleerstempels (N)	Levelling jacks (N)	Nivellierstützen (N)	--	<input checked="" type="checkbox"/>	<input checked="" type="checkbox"/>
Smeersysteem Easy Lube	Lubrication system Easy Lube	Schmiersystem Easy Lube	<input checked="" type="checkbox"/>	<input checked="" type="checkbox"/>	<input checked="" type="checkbox"/>
Smeersysteem Auto Lube	Lubrication system Auto Lube	Schmiersystem Auto Lube	<input type="checkbox"/>	<input type="checkbox"/>	<input type="checkbox"/>

## VEILIGHEIDSVORZIENINGEN

## SAFETY FEATURES

## SICHERHEITSEINRICHTUNGEN

Beschermhek	Scissor skirt	Schutzgitter	<input checked="" type="checkbox"/>	<input checked="" type="checkbox"/>	<input checked="" type="checkbox"/>
Daalbeveiliging	Descent safety	Senkschutz	--	--	--
Flitslampen	Flashing beacons	Blinkleuchten	<input type="checkbox"/>	<input type="checkbox"/>	<input type="checkbox"/>
Rij-alarm (akoestisch)	Drive alarm	Fahrwarnung (akustisch)	<input checked="" type="checkbox"/>	<input checked="" type="checkbox"/>	<input checked="" type="checkbox"/>
Nooddaalvoorziening	Emergency descent	Notsenvorrichtung	<input checked="" type="checkbox"/>	<input checked="" type="checkbox"/>	<input checked="" type="checkbox"/>

## TOEPASSING

## APPLICATION

## ANWENDUNG

Voor gebruik in gesloten ruimten	Indoors	In geschlossenen Räumen	<input checked="" type="checkbox"/>	<input checked="" type="checkbox"/>	<input checked="" type="checkbox"/>
Voor gebruik buiten	Outdoors	Im Freien	--	<input checked="" type="checkbox"/>	<input checked="" type="checkbox"/>
Toelaatbare min. omgevingstemperatuur	Certified min. temperature	Zul. Tiefsttemperatur	-15°C	-15°C	-15°C