

6.26SH



Maximum lifting height: 84.3 ft
Maximum reach: 72.2 ft
Electronically controlled hydrostatic transmission
Automatic leveling device
Scissors stabilizers

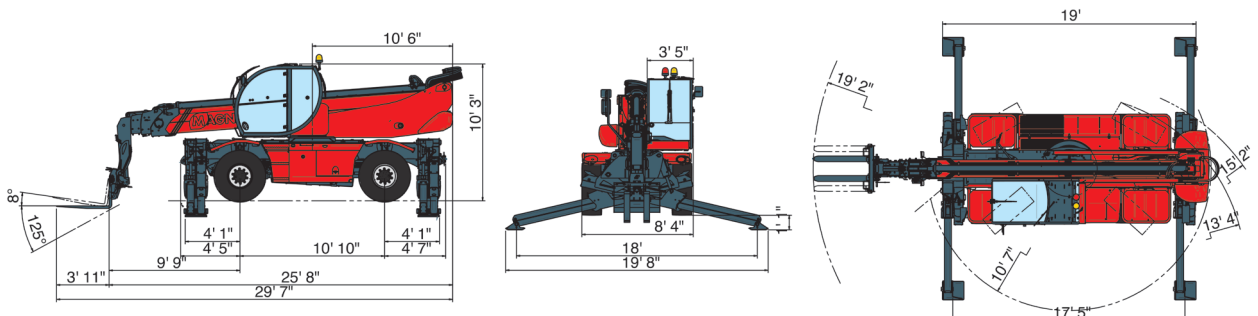
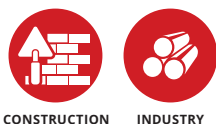
RTH 6.26 SH

MACHINE MODEL	Rotating telescopic handler	RTH 6.26 SH	
	Maximum lifting capacity	13,200 lbs (center of gravity 24 in)	
	Maximum lifting height	84.3 ft	
	Rotation	360° (continuous)	
ENGINE	Type	Mercedes OM 934 LA Stage IV	Mercedes OM 904 LA Stage IIIA
	Rated power	129 kW - 175 HP at 2,200 rpm	129 kW - 175 HP at 2,200 rpm
	Maximum torque	750 Nm at 1,200-1,600 rpm	675 Nm at 1,200-1,600 rpm
	Displacement	1.35 US gal	1.12 US gal
	Cylinders	4 in line	4 in line
	Fuel	Diesel direct injection turbocharged	Diesel direct injection turbocharged
	Cooling system	Water – intercooler	Water – intercooler
TRANSMISSION	Type	Hydrostatic	
	Model	Bosch – Rexroth	
	Maximum pressure	500 bar	
	Displacements	Variable displacement pump electronically controlled Variable displacement motor	
	Gear box	2 speed drop box forward-reverse	
AXLES AND BRAKES	Type	Axles with epicyclic reduction gear	
	Rear axle	Oscillating and steering with hydraulic locking	
	Front axle	Oscillating and steering with automatic levelling +/- 10°	
	Service brake	Hydraulically activated, oil-immersed in-board multi-disc type on each axle	
	Parking brake	Hydraulic with negative action	
	Tyres dimensions	445/65 R 22,5	
PERFORMANCE	Max. travel speed	25Mph	
	Drawbar pull	80 kN	
	Gradeability	42%	
	Turning radius (end of forks)	19.2 ft	
WEIGHTS	Total unladen	44,205 lbs	
	Front axle unladen (boom retracted and lowered)	19,955 lbs	
	Rear axle unladen (boom retracted and lowered)	24,250 lbs	
TANK AND SYSTEM CAPACITIES	Fuel tank	47 US gal	47 US gal
	AdBlue	10 US gal	n.a.
	Hydraulic oil tank	49 US gal	49 US gal
	Engine oil tank	5 US gal	5 US gal
	Cooling liquid	9 US gal	9 US gal
HYDRAULIC CIRCUIT FOR MOVEMENTS	Max. operating system pressure	350 bar	
	Circuit type	Load sensing	
	Service pump	Bosch Rexroth – Variable displacement	
	Controls for boom and turret movements	Danfoss – Electroproportional valve SIL 2	
	Controls for stabilizers	Bosch Rexroth – Electro-hydraulics controls	
	Movements control	2 joystick Danfoss with two shafts with dead man safety device - Management with CAN bus technology	
STANDARDS MET	EN 13849: concerning the safety of all controls of the machine EN 13000: concerning the standard of hydraulic cranes EN 280: concerning the standard of aerial platforms FOPS/ROPS EU 2016/1628: concerning engine emissions standards EN 1459-2: concerning the standard of self-propelled variable reach trucks		

The data in this brochure are informative and subject to change without notice

18C1322 - USA

MAIN SECTORS

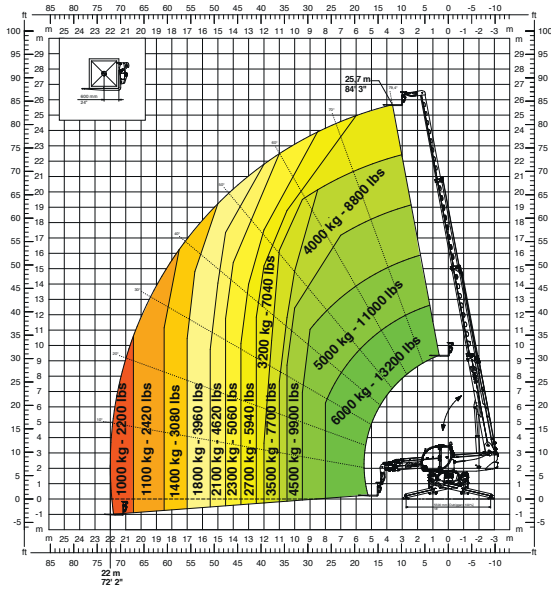


Magni Telescopic Handlers srl

Via Magellano, 22 - 41013 Castelfranco Emilia, Modena, Italia - Tel: +39 059 8630811 - Fax: +39 059 8638012
 commerciale@magnith.com - www.magnith.com

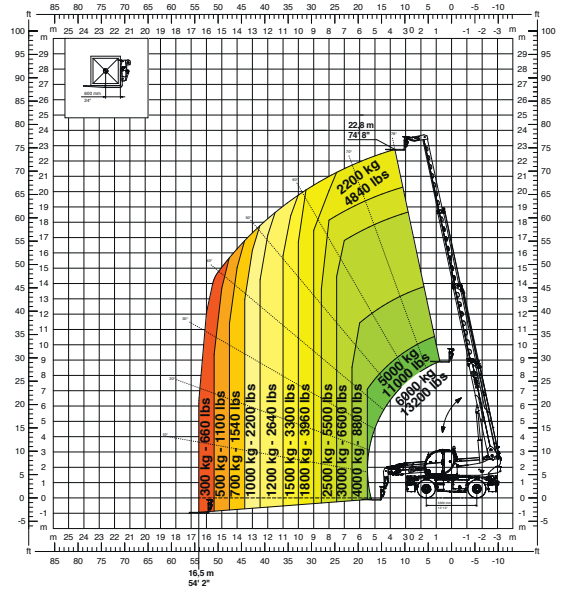
**360° LOAD CHART
ON FULLY EXTENDED STABILISERS**

ON STABILISERS



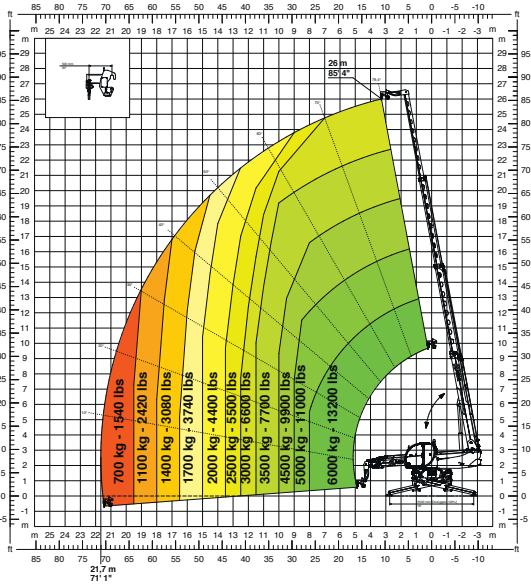
FRONT LOAD CHART ON TIRES

ON TIRES



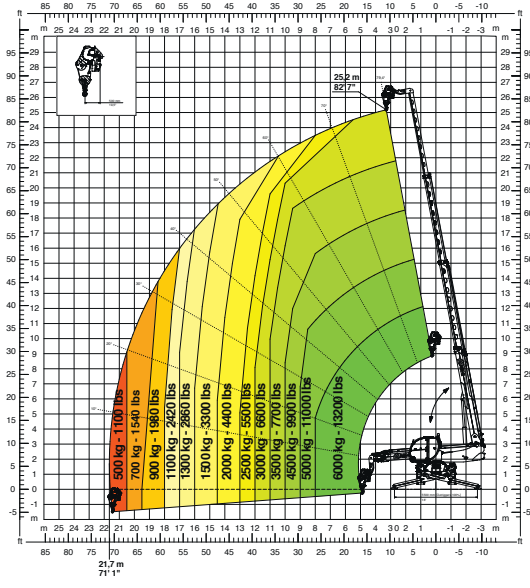
HOOK 13,200 lbs

H6



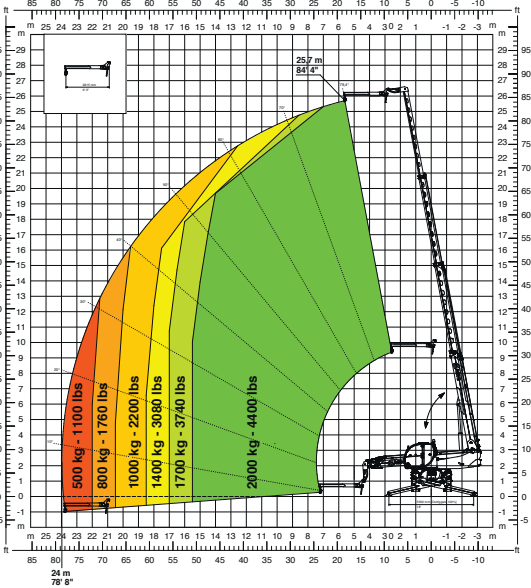
WINCH 13,200 lbs

W6



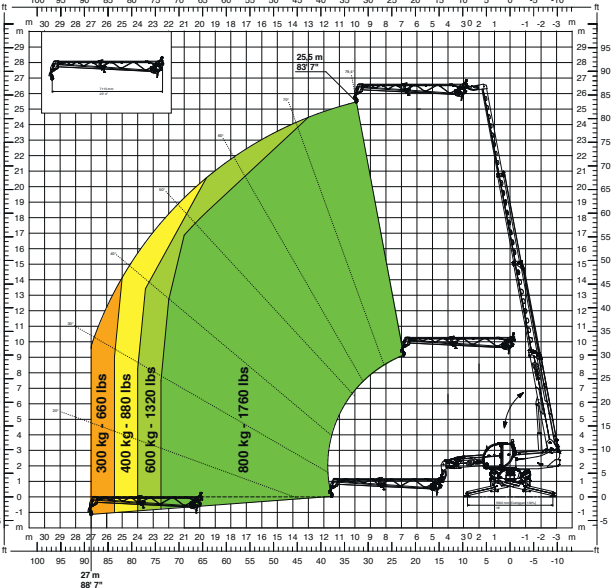
JIB 4,400 lbs

J2000



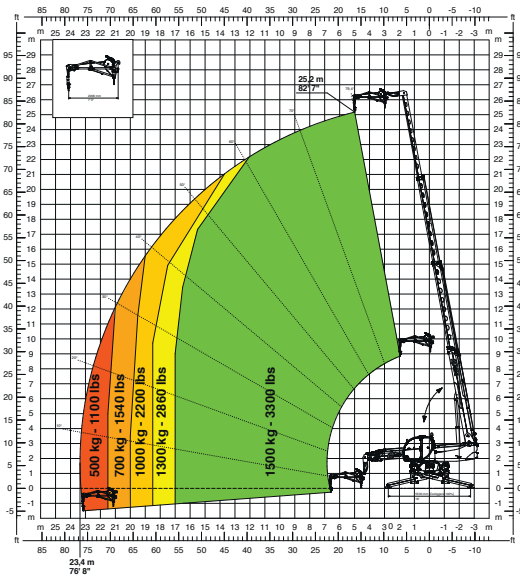
JIB WINCH 1,760 lbs

JW 800



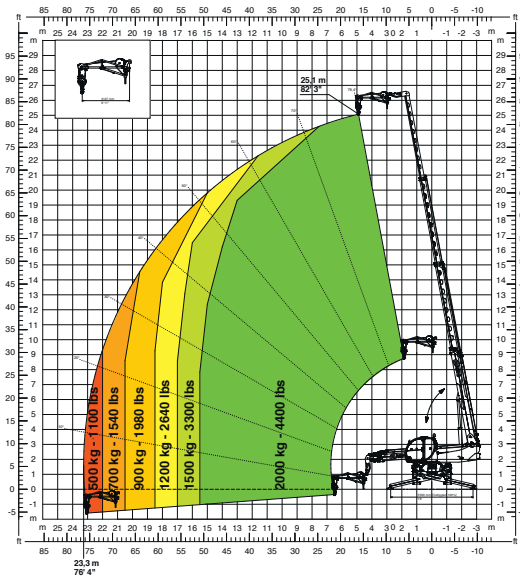
JIB WINCH **3,300 lbs**

JW 1500



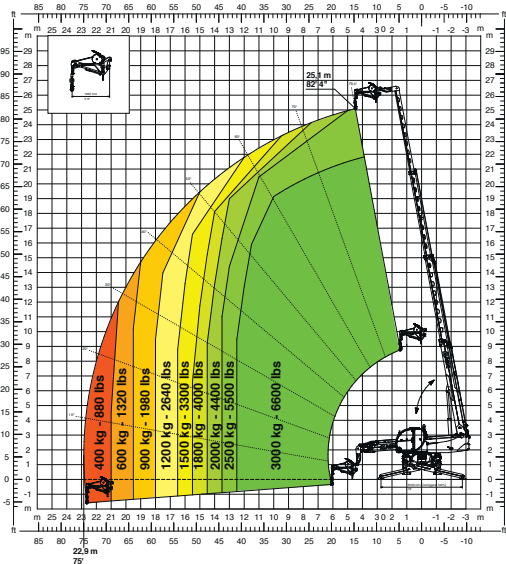
JIB WINCH **4,400 lbs**

JW 2000



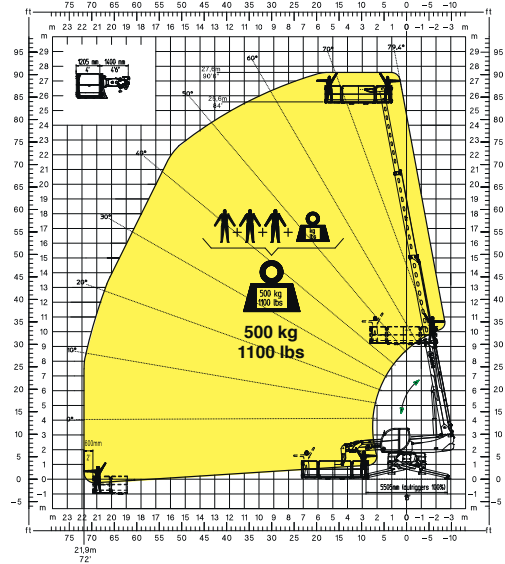
JIB WINCH **6,600 lbs**

JW 3000



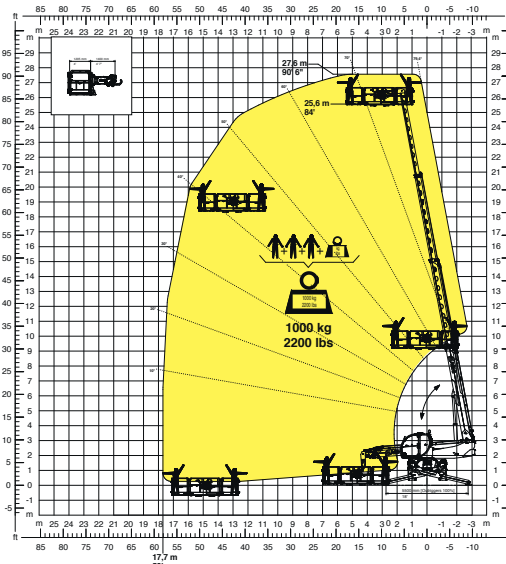
ROTATING EXTENDABLE BASKET **1,100 lbs**

REP 2-4,5



ROTATING EXTENDABLE BASKET **2,200 lbs**

REP 10.2-4,7



ROTATING BASKET WITH WINCH **1,100 lbs**
660 lbs

REP 5,2-6,5 W0,3

